

ZXP6-HLD132 Series

Znshinesolar 5BB **HALF-CELL** Light-Weight Double Glass Poly PV Module



132

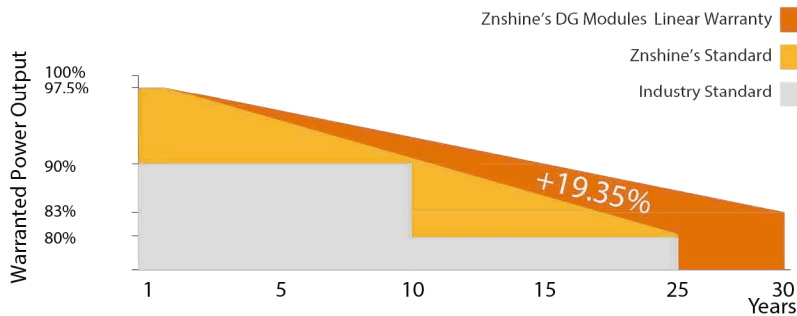

Mono **Poly** Solutions

305W | 310W | 315W | 320W | 325W | 330W

Made with selected materials and components to grant quality, duration, efficiency and through outputs, the ZXP6-HLD132 double glass modules by ZNSHINE SOLAR feature have both decorative and shading functions. They represent the perfect choice for BIPV and BAPV construction applications. This allows you to produce clean energy while reducing your energy bill.

ZNSHINE SOLAR' S ZXP6-HLD132 double glass solar modules are tested and approved by international acknowledged laboratories, so that we can offer our customers a reliable and price-quality optimized product.

- 12 years product warranty for general double glass modules
- 15 years product warranty only for Residential Rooftop PV system
- 30 years output warranty/0.5% Annual Degradation over 30 years



More power output

Module RS decreases, FF (fill factor) increases, power gain is stable above 2%, and can be increased by 5~10W



Easy to install

The module is very light in weight so the installation is easier and transport costs are lower



Better Weak Illumination Response

Lower temperature coefficient and wide spectral response, higher power output, even under low-light settings



ELECTRICAL PROPERTIES | STC*

Module Type	ZXP6-HLD132-305/P	ZXP6-HLD132-310/P	ZXP6-HLD132-315/P	ZXP6-HLD132-320/P	ZXP6-HLD132-325/P	ZXP6-HLD132-330/P
Nominal Power Watt Pmax(W)	305	310	315	320	325	330
Power Output Tolerance Pmax(%)	305±3%	310±3%	315±3%	320±3%	325±3%	330±3%
Maximum Power Voltage Vmp(V)	34.7	34.9	35.1	35.3	35.5	35.7
Maximum Power Current Imp(A)	8.80	8.89	8.98	9.07	9.16	9.25
Open Circuit Voltage Voc(V)	42.4±3%	42.6±3%	42.8±3%	43.0±3%	43.2±3%	43.4±3%
Short Circuit Current Isc(A)	9.19±3%	9.27±3%	9.35±3%	9.43±3%	9.52±3%	9.61±3%
Module Efficiency (%)	16.69	16.97	17.24	17.51	17.77	18.04

*STC (Standard Test Condition): Irradiance 1000W/m², Module Temperature 25°C, AM 1.5
 *The data above is for reference only and the actual data is in accordance with the practical testing

ELECTRICAL PROPERTIES | NOCT*

Maximum Power Pmax(Wp)	216.5	223	226.9	230.5	238.7	242.4
Maximum Power Voltage Vmpp(V)	32.2	32.2	32.4	32.7	33.3	33.5
Maximum Power Current Imp(A)	6.72	6.92	6.99	7.06	7.16	7.24
Open Circuit Voltage Voc(V)	38.9	39.2	39.4	39.6	40.0	40.2
Short Circuit Current Isc(A)	7.29	7.35	7.42	7.49	7.69	7.76

*NOCT: Irradiance 800W/m², Ambient Temperature 20°C, AM 1.5, Wind Speed 1m/s
 *The data above is for reference only and the actual data is in accordance with the practical testing

TEMPERATURE RATINGS

NOCT	45°C ±2°C
Temperature coefficient of Pmax	-0.39%/°C
Temperature coefficient of Voc	-0.31%/°C
Temperature coefficient of Isc	0.06%/°C

*Do not connect Fuse in Combiner Box with two or more strings in parallel connection

WORKING CONDITIONS

Maximum system voltage	1500 V DC
Operating temperature	-40°C ~ +85°C
Maximum series fuse	15 A
Maximum load front/back	3600/2400 6clamps 1600/1600 4clamps with safety factor 1.5

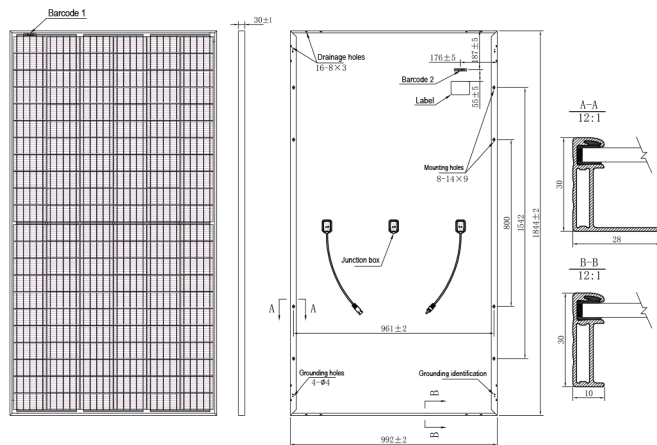
MECHANICAL DATA

Solar cells	Poly 156.75*78.375mm
Cells orientation	132 (6×22)
Module dimension	1844×992×30 mm(With Frame)
Weight	24 kg
Glass	2.0mm+2.0mm heat strengthened glass
Junction box	IP 68 , 3 diodes
Cables	H1Z2Z2-K 1×4,0mm ²
Connectors	LJQ-1 Taizhou Jinxiu Electrical Science & Technology Co Ltd manufactured in China

PACKAGING INFORMATION

Packing Type	40' HQ
Piece/Box	36
Piece/Container	864

DIMENSION OF THE PV MODULE (mm)



I-V CURVES OF THE PV MODULE

