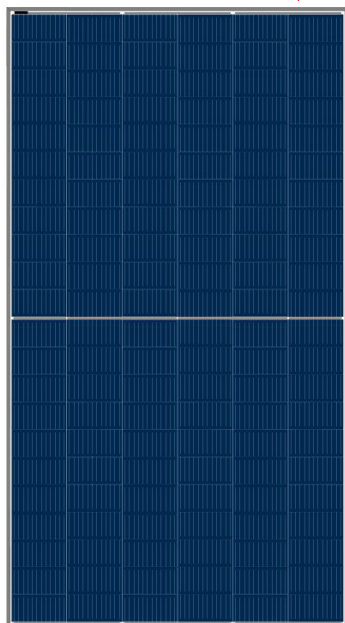


Ultra X Plus

132 HALF-CELL MONOFACIAL MODULE

640-660W

STPXXS - D66/Wmh



Features



High module conversion efficiency

Module efficiency up to 21.2 % achieved through advanced cell technology and manufacturing process



Suntech current sorting process

Up to 2 % power loss caused by current mismatch could be diminished by current sorting technique to maximize system power output



Excellent weak light performance

More power output in weak light condition, such as cloudy, morning and sunset



Lower operating temperature

Lower operating temperature and temperature coefficient increases the power output



Extended wind and snow load tests

Module certified to withstand extreme wind (2400 Pascal) and snow loads (5400 Pascal) *



Withstanding harsh environment

Reliable quality leads to a better sustainability even in harsh environment like desert, farm and coastline


Certifications and standards:
IEC 61215, IEC 61730, conformity to CE



Trust Suntech to Deliver Reliable Performance Over Time

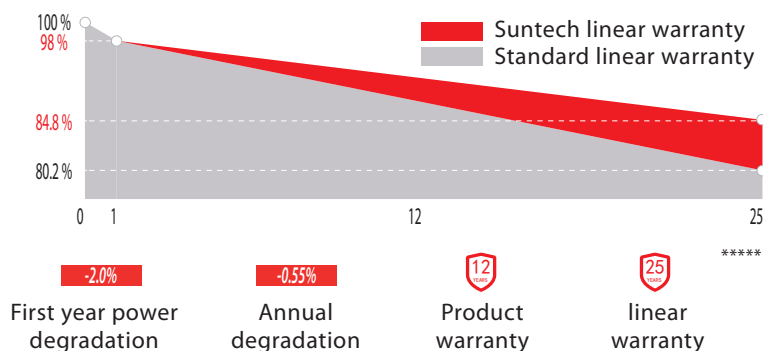
- World-class manufacturer of crystalline silicon photovoltaic modules
- Rigorous quality control meeting the highest international standards: ISO 9001, ISO 14001 and ISO17025
- Regular independently checked production process from international accredited institute/company
- Tested for harsh environments (IEC 61701, IEC 62716, DIN EN 60068-2-68) ***
- Long-term reliability tests
- 2 x 100% EL inspection ensuring defect-free modules

HD technology + Half-Cell



Half-cell with MBB design decreases internal resistance while boosts power output; narrowed inter-cell gap through flexible welding technology contributes to the module's compact dimension.

Industry-leading Warranty based on nominal power



IP68 Rated Junction Box



The Suntech IP68 rated junction box ensures an outstanding waterproof level, supports installations in all orientations and reduces stress on the cables.

* Please refer to Suntech Standard Module Installation Manual for details. ** Suntech reserves the right to the final interpretation of the warranty by Munich Re.
*** WEEE only for EU market. **** Please refer to Suntech Product Near-coast Installation Guide for details.
***** Please refer to Suntech Limited Warranty for details.

Electrical Characteristics

STC	STPXXXS-D66/Wmh				
Maximum Power at STC (Pmax)	660W	655W	650W	645W	640W
Optimum Operating Voltage (Vmp)	38.05V	37.85V	37.65V	37.45V	37.25V
Optimum Operating Current (Imp)	17.35A	17.31A	17.27A	17.23A	17.19A
Open Circuit Voltage (Voc)	46.05V	45.85V	45.65V	45.45V	45.25V
Short Circuit Current (Isc)	18.35A	18.31A	18.27A	18.23A	18.19A
Module Efficiency	21.2%	21.1%	20.9%	20.8%	20.6%
Operating Module Temperature	-40 °C to +85 °C				
Maximum System Voltage	1500 V DC (IEC)				
Maximum Series Fuse Rating	35 A				
Power Tolerance	0/+5 W				

STC: Irradiance 1000 W/m², module temperature 25 °C, AM=1.5;
Tolerance of Pmax is within +/- 3%;
For tracker installation, please turn to Suntech for mechanical load information.

NMOT	STPXXXS-D66/Wmh				
Maximum Power at NMOT (Pmax)	497.9W	494.1W	490.3W	486.7W	483.0W
Optimum Operating Voltage (Vmp)	35.6V	35.4V	35.2V	35.1V	34.9V
Optimum Operating Current (Imp)	13.99A	13.96A	13.92A	13.89A	13.85A
Open Circuit Voltage (Voc)	43.4V	43.2V	43.0V	42.8A	42.6V
Short Circuit Current (Isc)	14.76A	14.73A	14.70A	14.67V	14.64A

NMOT: Irradiance 800 W/m², ambient temperature 20 °C, AM=1.5, wind speed 1 m/s.

Temperature Characteristics

Nominal Module Operating Temperature (NMOT)	42 ± 2 °C
Temperature Coefficient of Pmax	-0.36%/°C
Temperature Coefficient of Voc	-0.304%/°C
Temperature Coefficient of Isc	0.050%/°C

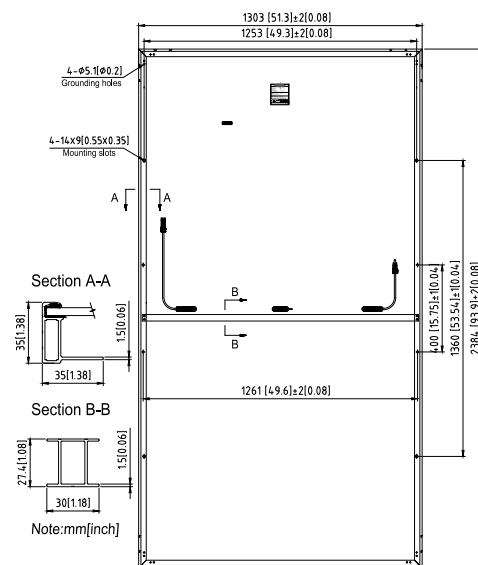
Mechanical Characteristics

Solar Cell	Monocrystalline silicon 210 mm
No. of Cells	132 (6 × 22)
Dimensions	2384 × 1303 × 35 mm (93.9 × 51.3 × 1.4 inches)
Weight	34.5 kgs (76.1 lbs.)
Front Glass	3.2 mm (0.126 inches)
Frame	Anodized aluminium alloy
Junction Box	IP68 rated (3 bypass diodes)
Output Cables	4.0 mm ² , Portrait: (-) 350 mm and (+) 160 mm in length Landscape: (-) 1400 mm and (+) 1400 mm in length or customized length
Connectors	MC4 EVO2, Cable 01S

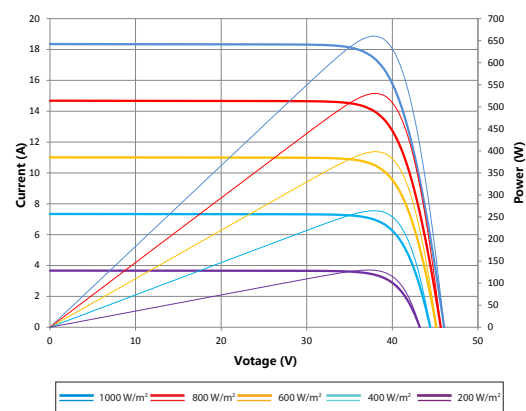
Packing Configuration

Container	40' HC
Pieces per pallet	31
Pallets per container	18
Pieces per container	558

Information on how to install and operate this product is available in the installation instruction. All values indicated in this data sheet are subject to change without prior announcement. The specifications may vary slightly. All specifications are in accordance with standard EN 50380. Color differences of the modules relative to the figures as well as discolorations of/in the modules which do not impair their proper functioning are possible and do not constitute a deviation from the specification.



Current-Voltage & Power-Voltage Curve (660S)



Dealer information

