


SV SERIES

Seize the Moment, Leading the Efficiency







595-610W



● SV SERIES

Seraphim redefined the high-efficiency module series by integrating 210mm silicon wafers with multi-busbar and half-cut cell technologies. Seraphim panel combined creative technology effectively and extremely improved the module efficiency and power output.

● KEY FEATURES

-  Less mismatch to get more power
-  Less power loss by minimizing the shading impact
-  Competitive low light performance
-  3 times EL test to ensure best quality
-  Ideal choice for utility and commercial scale projects by reduced BoS and improved ROI
-  Outstanding reliability proven by PVEL for stringent environment condition:
 - Sand, acid, salt and hail stones
 - 2400 Pa wind load and 5400 Pa snow load
 - Anti-PID

● QUALITY SYSTEM

ISO9001 / ISO14001 / ISO45001

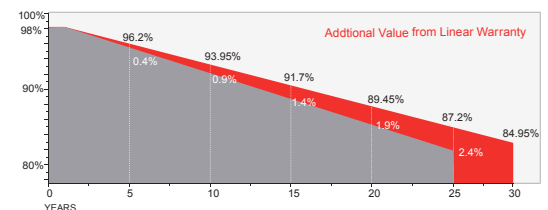
● PRODUCT CERTIFICATION



● INSURANCE



● WARRANTY



Guarantee on product material and workmanship



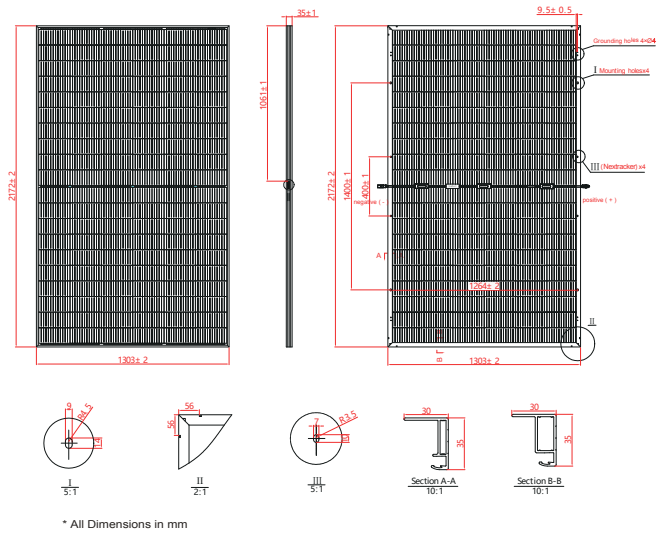
Linear power output warranty



Mechanical Specifications

External Dimension	2172 x 1303 x 35 mm
Weight	35.0 kg
Solar Cells	PERC Mono crystalline(120 pcs)
Front / Back Glass	2.0mm AR coating semi-tempered glass, low iron
Frame	Anodized aluminium alloy
Junction Box	IP68, 3 diodes
Output Cables	4.0mm ² , 250mm(+)/350mm(-) or Customized Length

Technical drawing



Packing Configuration

Container	40'HQ
Pieces per Pallet	31
Pallets per Container	17
Pieces per Container	527

Electrical Characteristics

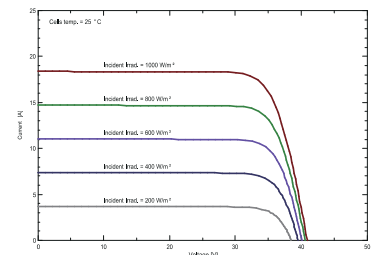
Module Type	SRP-595-BMB-BG			SRP-600-BMB-BG			SRP-605-BMB-BG			SRP-610-BMB-BG		
	Front STC	Front NOCT	Back STC	Front STC	Front NOCT	Back STC	Front STC	Front NOCT	Back STC	Front STC	Front NOCT	Back STC
Maximum Power -P _{mp} (W)	595	446	417	600	450	420	605	454	424	610	458	427
Open Circuit Voltage -V _{oc} (V)	41.3	38.6	41.0	41.5	38.8	41.2	41.7	39.0	41.4	41.9	39.2	41.6
Short Circuit Current -I _{sc} (A)	18.49	14.94	13.04	18.54	14.98	13.07	18.59	15.02	13.11	18.64	15.06	13.14
Maximum Power Voltage -V _{mp} (V)	34.12	31.54	34.11	34.33	31.71	34.32	34.54	31.88	34.53	34.74	32.06	34.72
Maximum Power Current -I _{mp} (A)	17.44	14.15	12.23	17.48	14.20	12.24	17.52	14.25	12.28	17.56	14.29	12.30
Module Efficiency STC-η _m (%)	21.02			21.20			21.38			21.55		
Power Tolerance (W)							(0, +4.99)					
Pmax Temperature Coefficient							-0.34 %/°C					
Voc Temperature Coefficient							-0.26 %/°C					
Isc Temperature Coefficient							+0.05 %/°C					

STC: Irradiance 1000 W/m², module temperature 25°C, AM=1.5
Power measurement tolerance: +/-3%

Rear Side Power Gain(SRP-600-BMB-BG)

Power Gain	10%	15%	20%	25%	30%
Maximum Power -P _{mp} (W)	660	690	720	750	780
Open Circuit Voltage -V _{oc} (V)	41.5	41.5	41.5	41.5	41.5
Short Circuit Current -I _{sc} (A)	20.39	21.32	22.25	23.18	24.10
Maximum Power Voltage -V _{mp} (V)	34.33	34.33	34.33	34.33	34.33
Maximum Power Current -I _{mp} (A)	19.23	20.10	20.98	21.85	22.72

I-V Curve



Application Conditions

Maximum System Voltage	1500V DC
Maximum Series Fuse Rating	30 A
Operating Temperature	-40~+85 °C
Nominal Operating Cell Temperature	45±2 °C
Bifaciality	70%±10%
Mechanical Load	Front side 5400 Pa / Back side 2400 Pa

