


SV SERIES

Seize the Moment, Leading the Efficiency







655-670W



● SV SERIES

Seraphim redefined the high-efficiency module series by integrating 210mm silicon wafers with multi-busbar and half-cut cell technologies. Seraphim panel combined creative technology effectively and extremely improved the module efficiency and power output.

● KEY FEATURES

-  Less mismatch to get more power
-  Less power loss by minimizing the shading impact
-  Competitive low light performance
-  3 times EL test to ensure best quality
-  Ideal choice for utility and commercial scale projects by reduced BoS and improved ROI
-  Outstanding reliability proven by PVEL for stringent environment condition:
 - Sand, acid, salt and hail stones
 - 2400 Pa wind load and 5400 Pa snow load
 - Anti-PID

● QUALITY SYSTEM

ISO9001 / ISO14001 / ISO45001

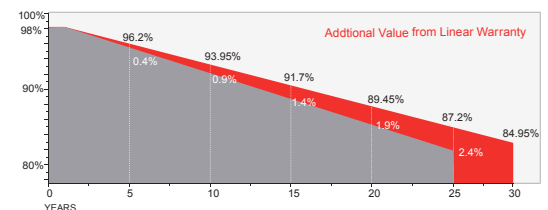
● PRODUCT CERTIFICATION



● INSURANCE



● WARRANTY



Guarantee on product material and workmanship



Linear power output warranty



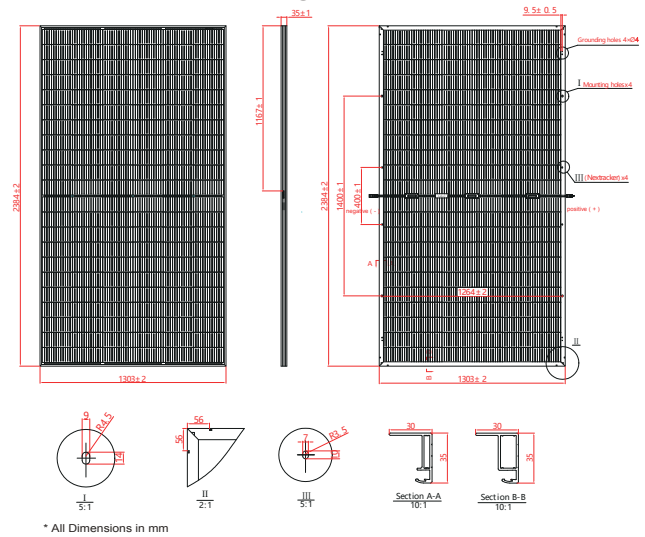
Mechanical Specifications

External Dimension	2384 x 1303 x 35 mm
Weight	38.5 kg
Solar Cells	PERC Mono crystalline(132 pcs)
Front / Back Glass	2.0mm AR coating semi-tempered glass, low iron
Frame	Anodized aluminium alloy
Junction Box	IP68, 3 diodes
Output Cables	4.0mm ² , 250mm(+)/350mm(-) or Customized Length

Packing Configuration

Container	40'HQ
Pieces per Pallet	31
Pallets per Container	17
Pieces per Container	527

Technical drawing



Electrical Characteristics

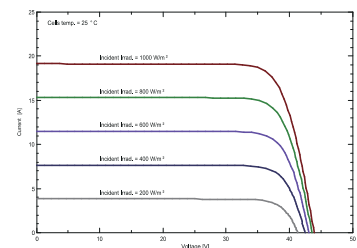
Module Type	SRP-655-BMC-BG			SRP-660-BMC-BG			SRP-665-BMC-BG			SRP-670-BMC-BG		
	Front STC	Front NOCT	Back STC	Front STC	Front NOCT	Back STC	Front STC	Front NOCT	Back STC	Front STC	Front NOCT	Back STC
Maximum Power -P _{mp} (W)	655	492	459	660	496	462	665	500	466	670	504	469
Open Circuit Voltage -V _{oc} (V)	43.7	40.8	43.4	43.9	41.0	43.6	44.1	41.19	43.8	44.3	41.38	44.0
Short Circuit Current -I _{sc} (A)	19.09	15.43	13.46	19.14	15.47	13.49	19.19	15.51	13.53	19.24	15.55	13.56
Maximum Power Voltage -V _{mp} (V)	36.62	33.59	36.61	36.82	33.81	36.81	37.02	33.98	37.01	37.22	34.15	37.21
Maximum Power Current -I _{mp} (A)	17.89	14.65	12.54	17.93	14.69	12.56	17.97	14.72	12.60	18.01	14.76	12.61
Module Efficiency STC-η _m (%)	21.09			21.25			21.41			21.57		
Power Tolerance (W)							(0, +4.99)					
Pmax Temperature Coefficient							-0.34 %/°C					
Voc Temperature Coefficient							-0.26 %/°C					
Isc Temperature Coefficient							+0.05 %/°C					

STC: Irradiance 1000 W/m², module temperature 25°C, AM=1.5
Power measurement tolerance: +/-3%

Rear Side Power Gain(SRP-660-BMC-BG)

Power Gain	10%	15%	20%	25%	30%
Maximum Power -P _{mp} (W)	726	759	792	825	858
Open Circuit Voltage -V _{oc} (V)	43.9	43.9	43.9	43.9	43.9
Short Circuit Current -I _{sc} (A)	21.05	22.01	22.97	23.93	24.88
Maximum Power Voltage -V _{mp} (V)	36.82	36.82	36.82	36.82	36.82
Maximum Power Current -I _{mp} (A)	19.72	20.62	21.52	22.41	23.31

I-V Curve



Application Conditions

Maximum System Voltage	1500V DC
Maximum Series Fuse Rating	30 A
Operating Temperature	-40~+85 °C
Nominal Operating Cell Temperature	45±2 °C
Bifaciality	70%±10%
Mechanical Load	Front side 5400 Pa / Back side 2400 Pa

